

commercial entrance systems



Scan to
view this
catalogue
& more online



 **edgewood**
uniquely better



our **design
studio**



has all you need for selecting
and specifying products

Compare product specifications, access revit content, create and
download submittals & more

Edgewood is a Canadian full-service wholesaler of matting and athletic flooring
Businesses look to us for premium products coupled with strategic execution

entrance systems

Debris Trap™	6/7
Debris Trap™ Tile	8
Debris Trap™ Mesh / Debris Trap™ Roll	9
Debris Trap™ Purcell / Debris Trap™ Supreme	10/11
Debris Trap™ Everest / Debris Trap™ Tundra	10/11
Debris Trap™ Chaparral	10/11
Debris Trap™ Insert Options	12
Base Specialties™	13
BaseGrille SS-900 Stainless Steel	14
BaseGrille SS-800 Stainless Steel	15
BaseGrid GB-700	16
BaseTread GB-500	17
BaseTread GB-200	18
BaseMat MB-400	19
BaseMat MB-300	20
BaseTray 1000	21
Base Series Frames/Inserts/Finish Options	21/22

heavy traffic

Purcell™	24
Everest™	25
Supreme Knob™	26
Inlay Logo Matting	27
Tundra™	28

heavy traffic tile

Everest™ Tile	29
Supreme Knob™ Tile	30
Supreme Diagonal Tile	31
Chaparral™ Tile	31



We are a Canada Green
Building Council member
and can assist with projects
seeking green certification



discover the right
matting solutions for
your space with our


**matting
placement
chart**



[edgewoodgroup.ca/
mat-placement-chart](http://edgewoodgroup.ca/mat-placement-chart)

specifying guide

get the right fit and finish



Recessed mat
install video

SITE DETAILS

- ✓ Width, length and depth of the well
- ✓ Direction of traffic across the well
- ✓ Door location in relation to the width or length
- ✓ Measure corner to corner to determine how square the well is



← Traffic flow →



↖ Traffic flow ↗

DESIGN DETAILS

- ✓ For aluminum, specify the finish type (mill finish, clear anodized, bronze, etc.)
- ✓ Type & colour of insert required (carpet slats, aluminum, grit-top, vinyl, etc.)
- ✓ Additional features required (outside framing, pan and/or drain, spacers)

TIPS

- For slat style products the traffic flow is opposite to the direction of the slats
- Custom designed mats require drawings in addition to installation considerations

entrance systems

keep dirt and moisture contained and traffic paths safe

For primary points of entry, these systems include a mat or series of mats to contain contaminants and maintain a slip-resistant entrance

Made to complement building design, entrance systems from Edgewood are developed with attention to detail, ensuring they perform as they should for years

debris trap™

EXCLUSIVE ENTRANCE SYSTEM
FOR HEAVY TRAFFIC

Traps debris below surface
Improves indoor air quality

Mitigates slip and fall risk
Diverse options to enhance design

MODULAR DESIGN

- Roll & tile options ship easily
- Lighter and easy to move for maintenance
- Reconnectable interlocking tile
- No custom manufacturing delays
- Repairable without complete replacement

COMPOSITION

High Density Polymer:

- Recyclable
- Reduces walking noise
- More cost effective then metal
- Superior static load capacity
6614 lb/sq ft (3000 kg/0.031 sq m)

INSTALLATION

- Easy to retrofit onsite
- Flexible and easy to handle
- Frame options for large areas
- Designed for ½" recessed wells
- Surface mount or recessed options

Recessed Well Installation



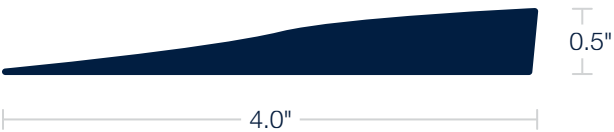
Permanent Surface Mount with Aluminum Ramp



Surface Mount with CartSmart Ramp



CartSmart Polymer Ramp
12' or 14' lengths



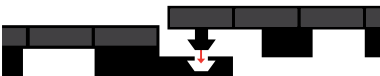
Aluminum Reducer Ramps
12' lengths



Aluminum Divider
12' lengths



Reconnectable Interlocking Tile



size	part code
2.63" Aluminum ramp	RMPCC0312
4.0" Cart Smart ramp	SRV220412
0.75" Aluminum divider	DIVCC1212
14 mm J Frame	JFRCC1412
0.25" x 2.0" Anchor	ANCC1402

CC = Colour number - 01 Mill finish, 22 Black




Debris Trap™ Tile



#22 BLACK




#25 GREY



Debris Trap™ Mesh


Debris Trap™ Roll




#22 BLACK



#40 BLUE



#22 BLACK



#25 GREY

	construction	ramps	thickness	total weight	warranty	slip resistance	static load	size	part code
debris trap™ tile	Textured vinyl grid	Available	½" (12.5 mm)	1.18 kg (2.60 lb)	3 year	DIN 51130, R13	6614 lb/sq ft (3000 kg/0.031 sq m)	11⅝" x 17⅝" (0.30 m x 0.45 m)	DTI CC 1218
debris trap™ roll	Textured vinyl grid		½" (12.5 mm)	8.10 kg/sq. m (1.66 lb/sq. ft)	3 year	DIN 51130, R13	6614 lb/sq ft (3000 kg/0.031 sq m)	2' (0.6 m) roll*/cut 3' (0.9 m) roll*/cut 4' (1.2 m) roll*/cut	DTR CC 0200 DTR CC 0300 DTR CC 0400
debris trap™ mesh	Vinyl loop		9/16" +/- 1/16" (14 +/- 2 mm)	4.67 kg/sq. m (0.96 lb/sq. ft)	2 year	-	-	4' (1.2 m) roll**/cut	DTM CC 0400

Debris Trap™ products designed for 1/2"

(12.5 mm) recess • up to 50% recycled content

*Roll lengths 33' (10 m) +/- **Roll lengths 40' (12.2 m) +/-
CC = Colour number



Debris Trap™ Supreme



Debris Trap™ Everest



	construction	ramps	thickness	total weight	warranty	slip resistance	static load	size	part code
debris trap™ purcell	Vinyl grid with level loop inserts	Available	½" (12.5 mm)	1.12 kg (2.46 lb)	3 year	DIN 51130, R13	6614 lb/sq ft (3000 kg/0.031 sq m)	11⅝" x 17⅝" (0.30 m x 0.45 m)	DTHCC1218
debris trap™ supreme	Vinyl grid with Berber inserts		1⅛" (17.5 mm)	1.12 kg (2.46 lb)	3 year				DTSCC1218
debris trap™ everest	Vinyl grid with omni pattern inserts		1⅛" (17.5 mm)	1.10 kg (2.42 lb)	3 year				DTECC1218
debris trap™ tundra	Vinyl grid with tufted grass inserts		1⅛" (17.5 mm)	1.06 kg (2.32 lb)	2 year				DTTCC1218
debris trap™ chaparral	Vinyl grid with level cut pile inserts		½" (12.5 mm)	1.12 kg (2.46 lb)	2 year				DTCCC1218

Debris Trap™ products designed for 1/2" (12.5 mm) recess • 25% recycled content

CC = Colour number

Tile Colour



#22 BLACK



#25 GREY



#15 BEIGE



#19 BRONZE




#20 CHARCOAL




#27 DARK GREY

Everest™



#10 CHOCOLATE




#15 BEIGE



#20 CHARCOAL



#22 BLACK



#27 DARK GREY

Purcell™



#05 NATURAL

#06 DESERT

#10 CHOCOLATE

#11 WALNUT

#15 BEIGE

#18 TAUPE

#20 CHARCOAL

#27 DARK GREY

#28 BLACK GOLD

#30 RED

#35 BURGUNDY

#40 BLUE

#43 DARK BLUE

#45 IMPERIAL BLUE

#50 GREEN

#52 HARVEST

#54 LODEN


#61 ROSEWOOD

#69 ARIZONA


#75 RAINBOW

Supreme Knob™

Tundra™



#10 BROWN



#20 CHARCOAL



#25 GREY



#52 ONYX



#70 SLATE



#80 GRANITE

Chaparral™

base specialties™

GRILLE SYSTEMS FOR HEAVY TRAFFIC

Traps debris below surface

Improves indoor air quality

Mitigates slip/fall risk

CONSTRUCTION

- Dimensionally stable metal framework
- Replaceable components
- Large soil trapping capacity

DESIGN

- High-end aesthetic
- Diverse designs
- Variety of insert options
- Long lifespan



BaseGrille SS-900 Stainless Steel




Stainless steel profile bars are designed for flexibility, strength, corrosion resistance, and have an interlocked construction


- Supports foot and cart traffic
- Keeps “like new” appearance year over year
- Recessed applications
- Surface beams are mechanically interlocked to cross struts to ensure longevity
- Indoor/outdoor



SS-900





SS-900C



SS-900R



LEED	v4 MRp2, v4 MRc1, v4 MRc3, v4 EQc1, v4 EQc2
construction	Floor Panels consist of precision spaced, mechanically interlocked profile wires and U-clip supports from Type 304 or 316 stainless steel. The tread surface opening is 0.140" (3.6 mm) or 0.187" (4.7 mm). The maximum opening between the wires is 3/16" (4.8 mm)
traffic rating	Heavy Traffic
load rating	1000 lb per Wheel
thickness	5/8", 3/4", 7/8", 1 1/8"
tread finish	Satin, stainless steel. SS-900C compatible with monoscape and polybrush inserts
warranty	5 year




BaseGrille SS-800 Stainless Steel

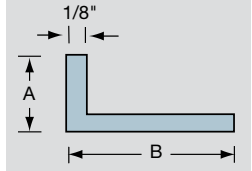


Steel strength with a smooth surface that's resistant to clogging


- Supports foot and cart traffic
- Keeps “like new” appearance year over year
- Recessed applications
- Surface beams robotically welded to cross struts to ensure longevity
- Indoor/outdoor



1 1/4" Grille (SS-898)
Frame: A= 1 1/4" B= 3/4"



L Series frame available for Recessed Application



3/8" Grille (SS-838)



5/8" Grille (SS-858)
Frame: A=3/4" B= 1 1/8"

LEED	v4 MRp2, v4 MRc1, v4 MRc3, v4 EQc1, v4 EQc2
construction	Stainless steel with support bars spaced 1" apart for maximum load capacity. Surface Wires: 0.09" (2.29 mm) by 0.15" (3.8 mm) wire with 0.070" (1.8 mm) support bars spaced 1" (24 mm) O.C. Spacing between wires is 0.235" (5.97 mm) O.C
traffic rating	Heavy Traffic
load rating	1000 lb per Wheel
thickness	3/8", 5/8", 1 1/8"
tread finish	Satin, stainless steel
warranty	5 year

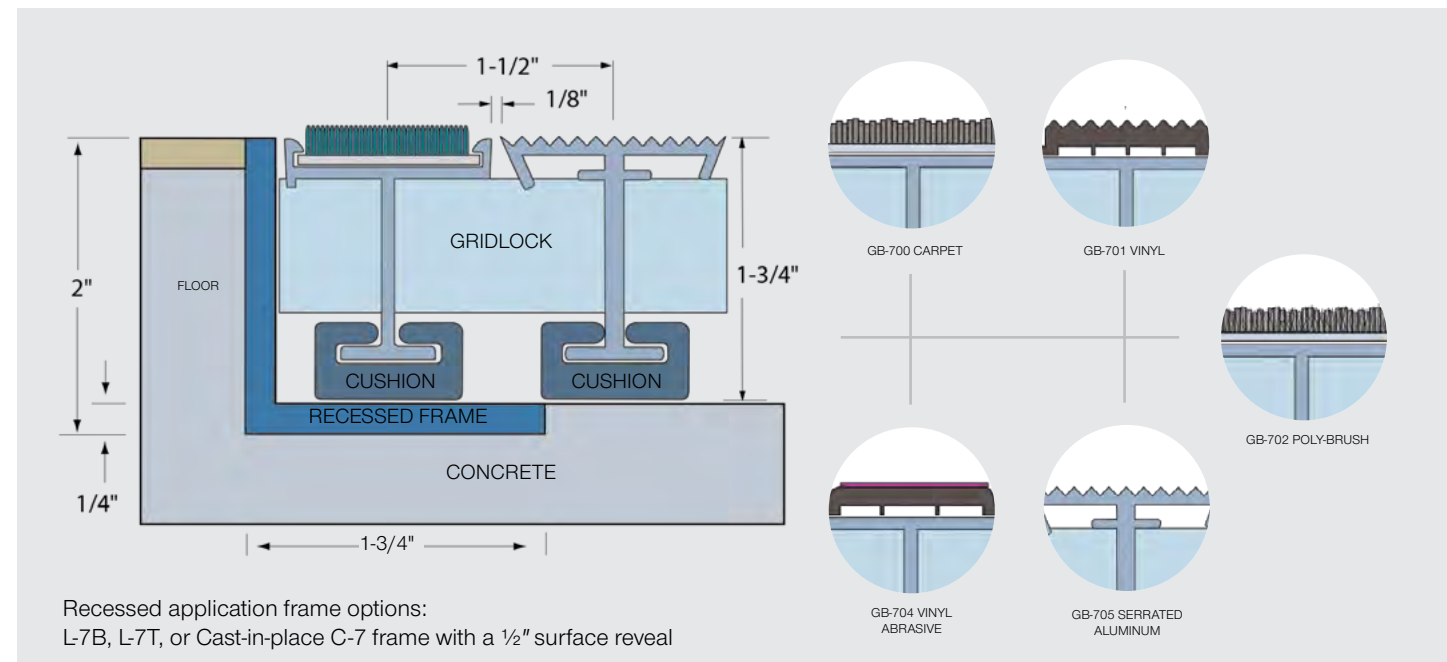





BaseGrid GB-700

Offers sound footing while helping keep buildings safe and clean

- Supports foot and cart traffic
- Recessed applications
- Keeps “like new” appearance year over year
- Indoor/outdoor



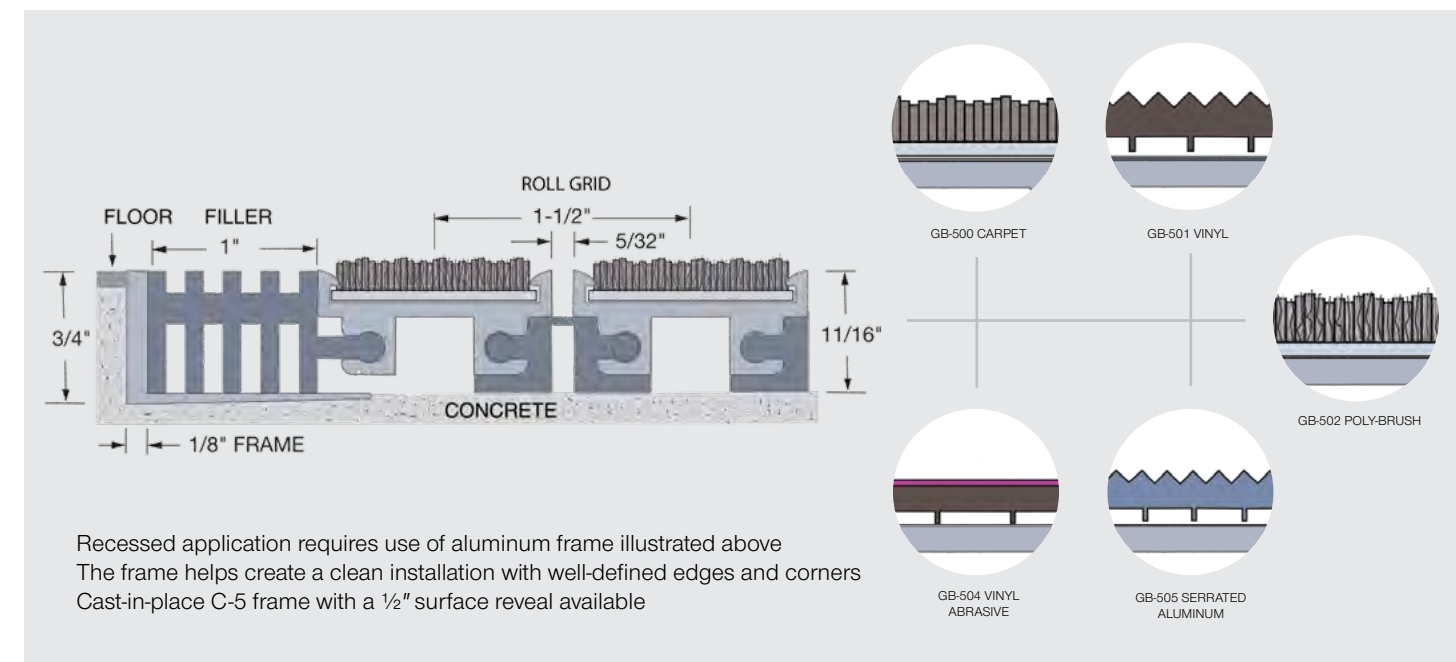
LEED	v4 MR p2, v4 MR c1, v4 MR c3, v4 EQ c1
construction	6063-T6 Aluminum with various insert options
traffic rating	Heavy Traffic
load rating	400 lb per Wheel
thickness	Grid only; 1 3/4" (44.4 mm) Grid and frame (level base); 2" (50.8 mm)
additional specs	Aluminum gridlock cross member, vinyl cushions. 1/8" cushion option for 1 5/8" depth
warranty	2 year
recycled content: 49% pre-consumer	



BaseTread GB-500

The industry's strongest aluminum grid capable of bearing 1,000 lb per wheel load

- Vinyl hinge allows for rolling of mat for under tread cleaning
- Supports foot and cart traffic
- Vinyl footer provides a low impact cushion for traffic noise
- 25% more wiping area
- Smooth surface for less wheel bump
- Recessed Applications



LEED	v4 MR p2, v4 MR c1, v4 MR c3, v4 EQ c1
construction	6063-T6 Aluminum with various insert options
traffic rating	Medium to Heavy Traffic
load rating	1000 lb per Wheel
thickness	3/4" (19 mm)
additional specs	Weather resistant vinyl hinges
warranty	2 year
recycled content: 38% pre-consumer	

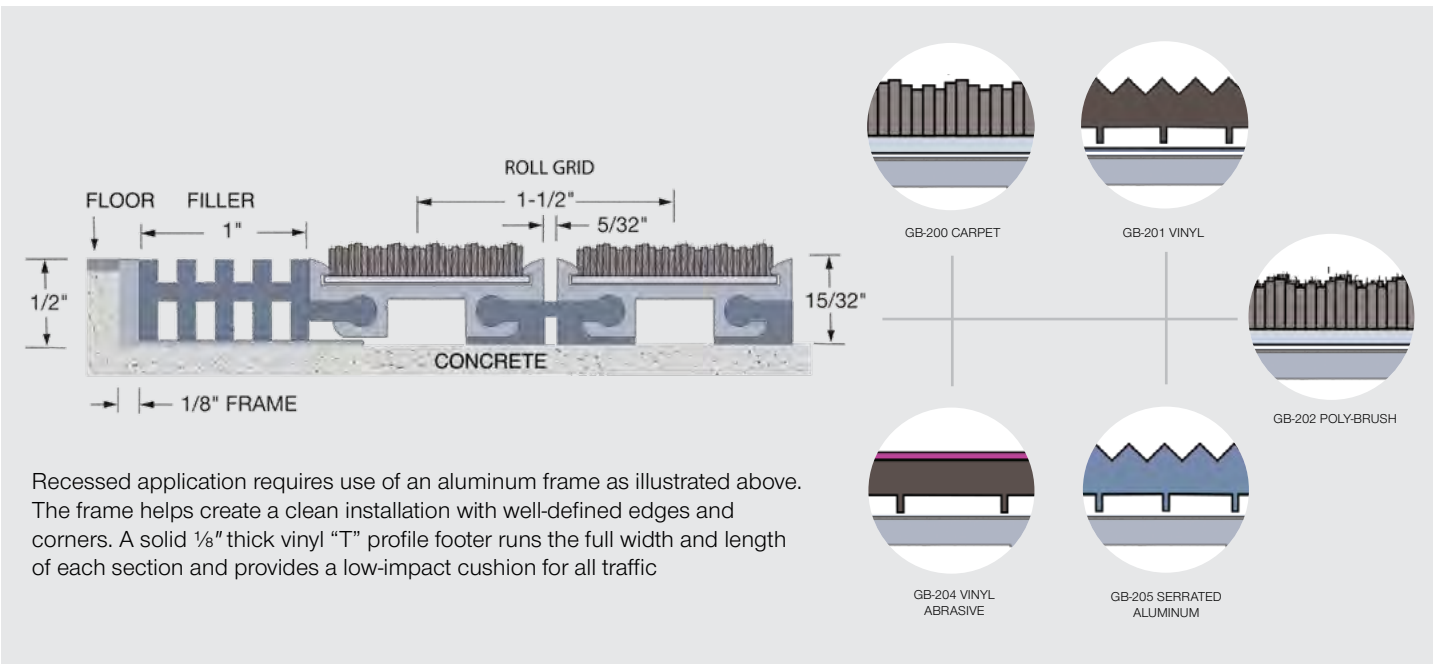




BaseTread GB-200

A heavy-duty deep mat capable of bearing a 750 lb per wheel load

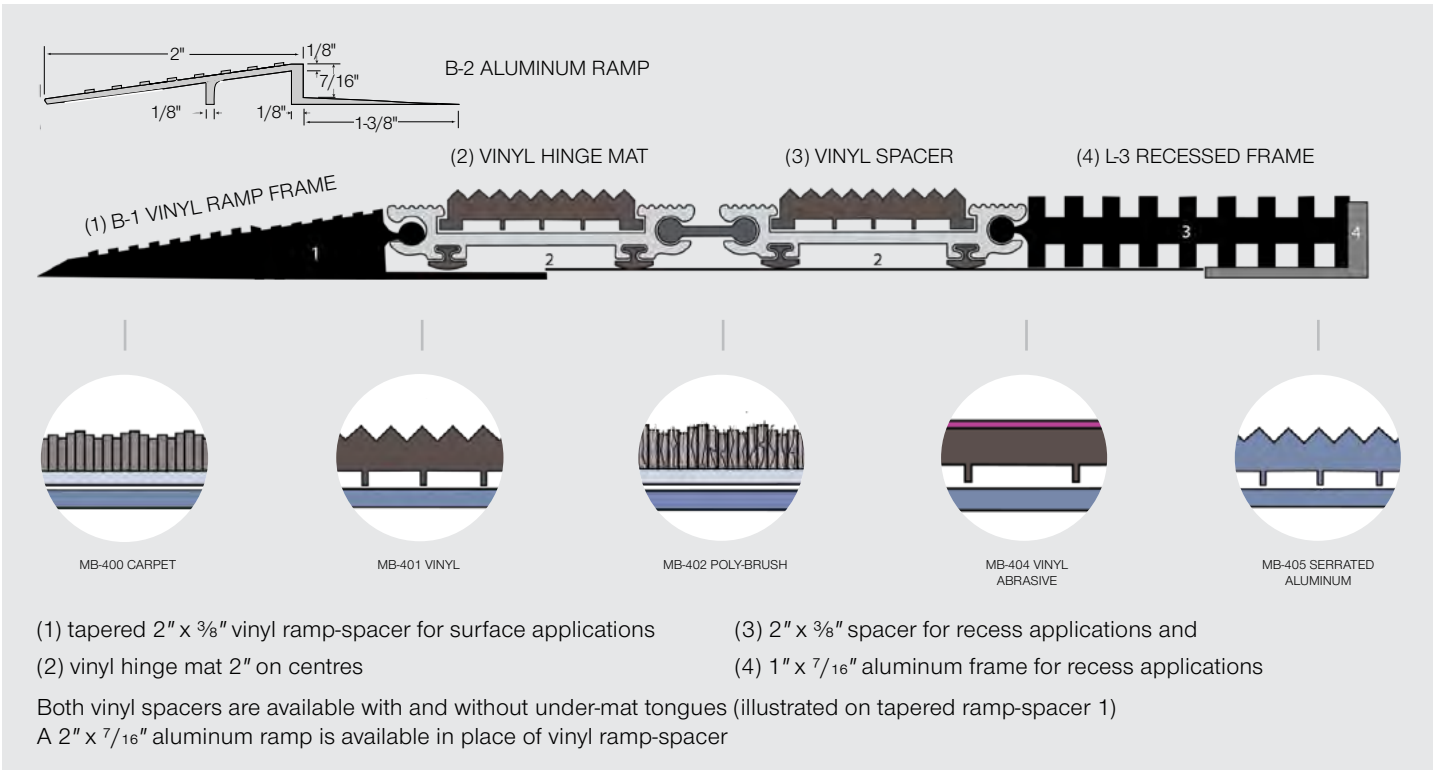
- Vinyl hinge allows for rolling of mat for under tread cleaning
- Vinyl footer provides a low impact cushion for traffic noise
- Supports foot and cart traffic
- 25% more wiping area
- Smooth surface for less wheel bump
- Surface & recessed applications




BaseMat MB-400

A vinyl-hinged framework featuring cushioned supports underneath each rail segment


- Easy to roll up for under tread cleaning
- Indoor and outdoor use
- Vinyl hinge lessens walking noise
- Surface & recessed applications



LEED	v4 MR p2, v4 MR c1, v4 MR c3, v4 EQ c1
construction	6063-T6 Aluminum with various insert options
traffic rating	Medium to Heavy Traffic
load rating	750 lb per Wheel
thickness	1/2" (12.7 mm)
additional specs	Weather resistant vinyl hinges
warranty	2 year
recycled content: 38% pre-consumer	



LEED	v4 MR p2, v4 MR c1, v4 MR c3, v4 EQ c1
construction	6063-T6 Aluminum with various insert options
traffic rating	Light to Medium Traffic
load rating	350 lb per Wheel
thickness	Mat Only; 3/8" (9.5 mm) Grid and frame (level base); 7/16" (11 mm)
additional specs	Weather resistant vinyl hinges
warranty	2 year
recycled content: 49% pre-consumer	



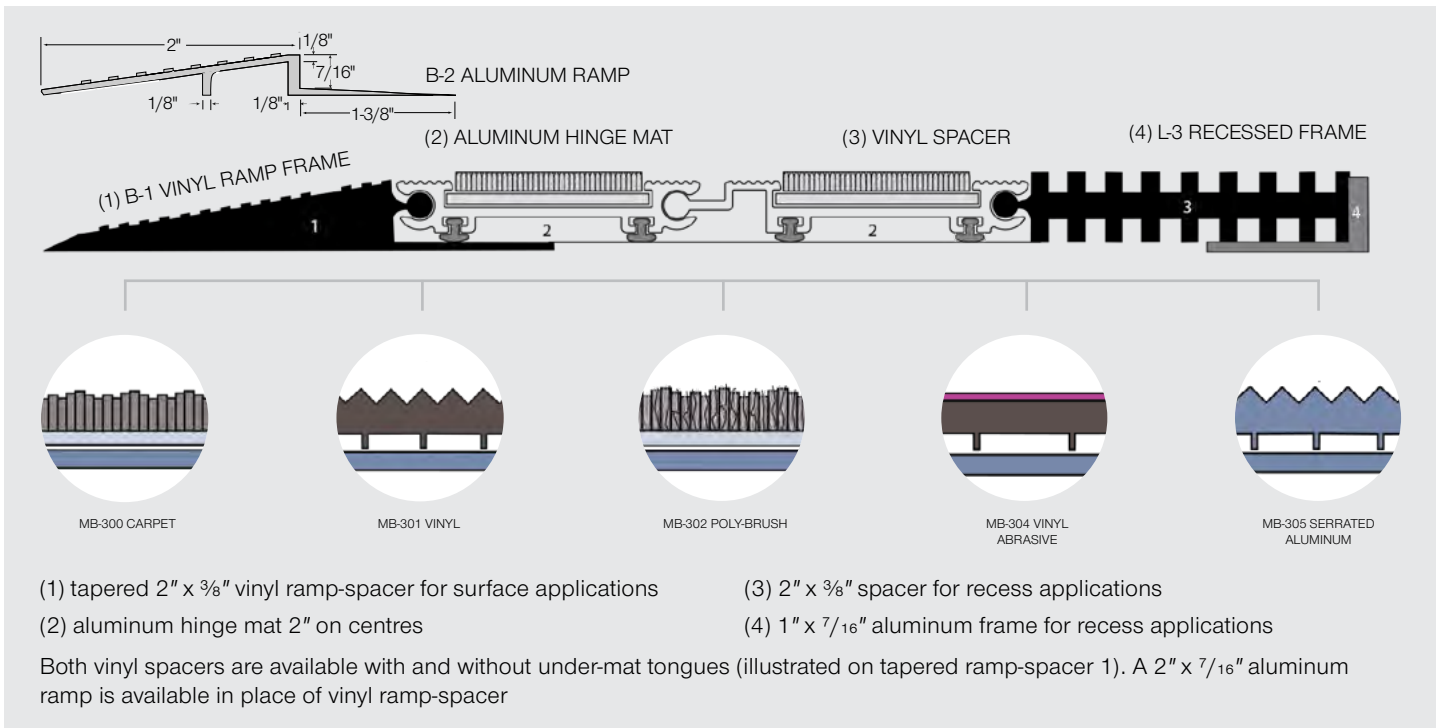


BaseMat MB-300



A long-lasting, size-retentive aluminum hinge with cushioned supports at the bottom of each rail segment

- Easy to roll up for under tread cleaning
- Surface & recessed applications
- Indoor and outdoor use



LEED	v4 MR p2, v4 MR c1, v4 MR c3, v4 EQ c1
construction	6063-T6 Aluminum with various insert options
traffic rating	Light to Medium Traffic
load rating	350 lb per Wheel
thickness	Mat Only; 3/8" (9.5 mm)
	Grid and frame (level base); 7/16" (11 mm)
additional specs	Aluminum hinges
warranty	2 year
recycled content: 49% pre-consumer	




BaseTray 1000



Base mat tray helps keep soils contained and out of your building

- Makes clean up simple
- Easy surface application
- Tray has flexible vinyl ramp with rubber bottom

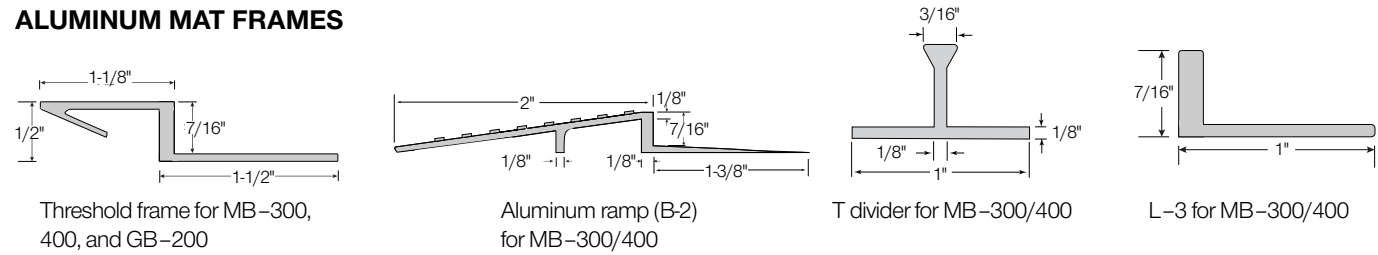


construction	Up to 60% recycled vinyl beveled edge plane; 100% recycled rubber tray
traffic rating	Light to Medium Traffic
thickness	7/16"
warranty	2 year
recycled content: 49% pre-consumer	

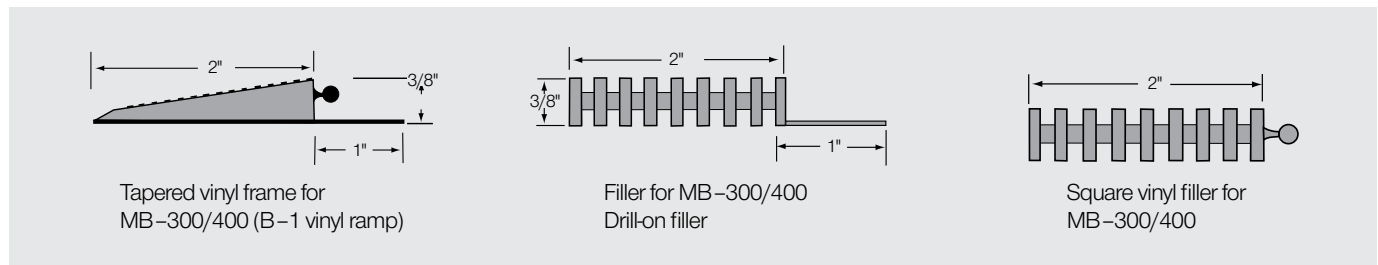
size
2' (0.6 m) x 3' (0.9 m)
3' (0.9 m) x 4' (1.2 m)
4' (1.2 m) x 6' (1.8 m)
(Custom sizes available)

Base Series Frame Options

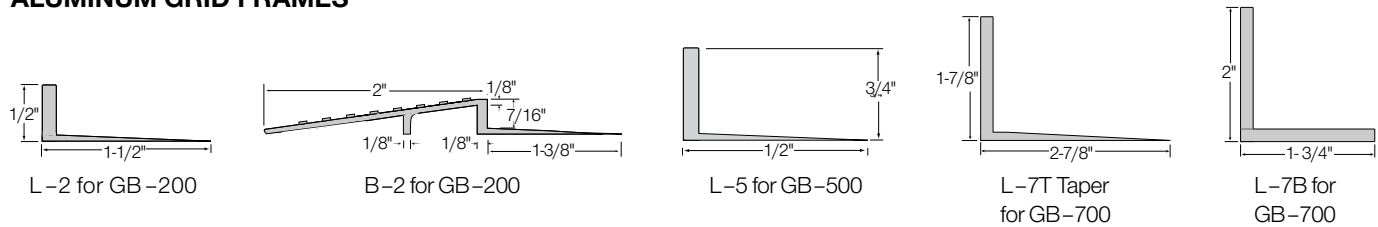
ALUMINUM MAT FRAMES



VINYL MAT FRAMES



ALUMINUM GRID FRAMES



Base Insert Options

				
POLYBRUSH - CHARCOAL	POLYBRUSH - CHOCOLATE	POLYBRUSH - GREY	HD CARPET - CAST IRON	HD CARPET - ONYX
				
HD CARPET - SHADOW	HD CARPET - BLACK IRON	HD CARPET - CHARCOAL	HD CARPET - GREY CASTLE	HD CARPET - DENIM
				
HD CARPET - FERNWOOD	HD CARPET - ESPRESSO	HD CARPET - JAVA	HD CARPET - SILVERMINE	HD CARPET - SPICE
				
HD CARPET - SUEDE	VINYL - BLACK	VINYL - BROWN	VINYL - GREY	SERRATED ALUMINUM
				
VINYL ABRASIVE - BLACK	VINYL ABRASIVE - BRICK RED	VINYL ABRASIVE - DARK BROWN	VINYL ABRASIVE - GREY	

Aluminum Finish Options


					
STANDARD MILL	CLEAR	LIGHT BRONZE	MEDIUM BRONZE	DARK BRONZE	BLACK

Swatches are CMYK representations only and are not for colour matching purposes

heavy traffic

Highly durable, these mats are aggressive at removing debris

Designed for high traffic entryways that see between 400,000 – 1 million users per year, these matting solutions are recommended for hospitals, shopping centres, grocery stores, schools, office towers and civic buildings



Purcell™

DANCE OFF
DIRT.
- CERTIFIED -

THE ULTIMATE PERFORMANCE WITH
THE LOOK OF QUIET SOPHISTICATION

APPLICATION

Indoor
Heavy traffic
Ramp edges, logos, seaming and borders available

COMPOSITION

Permanently anti-static
Enhanced UV stability
Mold and mildew resistant
Ice melt, salt, chlorine and petroleum resistant

construction	Tufted loop pile
face style	Tufted
face material	Polyamide (PA6)
face weight	1,000 g/sq. m (29 oz/sq. yd)
backing	Polycarbonate
edging	Available
flammability	Cfl, s1 EN 13501-1
thickness	5/16" (7.2 mm)
total weight	2.97 kg/sq. yd (0.73 lb/sq. ft)
warranty	4 year



size	part code
6.5' (2 m) Roll/cut	PRLCC2000
*Roll lengths 82.0' (25 m) +/- (Custom sizes & rolls available) CC = Colour number	



Everest™

DANCE OFF
DIRT.
- CERTIFIED -

eco
FRIENDLY
RECYCLED CONTENT

COMMERCIAL CARPET AESTHETIC IN AN
EASY TO CLEAN HIGH TRAFFIC ENTRANCE MATTING

APPLICATION

Indoor/outdoor
Heavy traffic
Spike and skate resistant
Ramp edges, logos, seaming and borders available

COMPOSITION


Permanently anti-static
Enhanced UV stability
Mold and mildew resistant
Dimensionally stable backing
Ice melt, salt, chlorine and petroleum resistant

construction	Needlepunch loop pile
face style	Omni punch patterned needle felt
face material	Solution dyed UV stabilized ASOTA® polypropylene fibres
face weight	1,700 g/sq. m (50 oz/sq. yd)
backing	EM natural-synthetic composite rubber
edging	Available
flammability	Passes C.G.S.B. Standards for Flammability (Pill Test) Meets Flammability Standard DOC-FF-1-70 (Pill Test)
thickness	1/2" (12.5 mm)
total weight	2.82 kg/sq. yd (0.58 lb/sq. ft)
warranty	5 year
recycled content: 5%	



size	part code
3.25' (1 m) Roll/cut	EVRCC1000
6.5' (2 m) Roll/cut	EVRCC2000
13' (4 m) Roll/cut	EVRCC4000
*Roll lengths 75.5' (23 m) +/- (Custom sizes & rolls available) CC = Colour number	

Tile option • See tile section



Supreme Knob™



ULTIMATE PERFORMANCE WITH WEAR RESISTANT TEXTURE,
FOR A LONG-LASTING APPEARANCE

APPLICATION

- Indoor/outdoor
- Heavy traffic
- Spike and skate resistant
- Holds ~7 L (1.85 gal) of water per sq. yd
- Ramp edges, logos, seaming and borders available

COMPOSITION

- Permanently anti-static
- Enhanced UV stability
- Mold and mildew resistant
- Dimensionally stable backing
- Ice melt, salt, chlorine and petroleum resistant

construction	Needlepunch loop pile
face style	Berber (hobnail)
face material	Solution dyed UV stabilized ASOTA® polypropylene fibres
face weight	1,790 g/sq. m (53 oz/sq. yd)
backing	EM natural-synthetic composite rubber
edging	Available
flammability	Passes C.G.S.B. Standards for Flammability (Pill Test) Meets Flammability Standard DOC-FF-1-70 (Pill Test)
thickness	7/16" (11 mm)
total weight	2.91 kg/sq. m (0.60 lb/sq. ft)
warranty	3 year
recycled content: 5%	



size	part code
3.25' (1 m) Roll*/cut	SKNCC1000
6.5' (2 m) Roll*/cut	SKNCC2000
13' (4 m) Roll*/cut	SKNCC4000
*Roll lengths 75.5' (23 m) +/- (Custom sizes & rolls available)	
CC = Colour number	



GIVE A GREAT FIRST IMPRESSION AND BOOST BRAND VISIBILITY

Inlay logos are made by precision cutting different coloured mats, giving you **a high-clarity logo that never wears off**

Inlay logos in:

- Purcell™
- Everest™
- Supreme Knob™
- Premium Knob™
- Rainier™
- Tundra™

SUPREME KNOB™ LOGO COLOURS



FINE LINE COLOURS





Tundra™



AGGRESSIVE EXTERIOR MAT WITH
FLOW-THROUGH BACKING TO PROMOTE DRAINAGE

APPLICATION	Outdoor
	Heavy traffic
	Low rolling resistance for wheelchairs
	Ramp edges, logos, seaming and borders available
COMPOSITION	Permanently anti-static
	Enhanced UV stability
	Mold and mildew resistant
	Dimensionally stable backing
	Ice melt, salt, chlorine and petroleum resistant



#10 CHOCOLATE



#20 CHARCOAL



#25 GREY

construction	Tufted cut pile
face style	Tufted grass
face material	Polypropylene
face weight	1,100 g/m ² (32 oz/yd ²)
backing	Latex
edging	Available
flammability	Efl, EN 13501-1
thickness	½" (12.5 mm)
total weight	2.32 kg/m ² (0.48 lb/ft ²)
warranty	3 year

size	part code
3.25' (1 m) Roll */cut	TRFCC1000
6.5' (2 m) Roll */cut	TRFCC2000
*Roll lengths 65.5' (20 m) +/-	
CC = Colour number	

heavy traffic tiles

Aggressive at removing debris, tiles make for manageable installation and quick replacement as needed

Everest™ Tile



THE LOOK OF COMMERCIAL CARPET
IN EASY TO CLEAN, MODULAR NEEDLEFELT MATTING

APPLICATION	Indoor/outdoor
	Heavy traffic
	Spike and skate resistant
	Ramp edges, logos, seaming and borders available
COMPOSITION	Permanently anti-static
	Enhanced UV stability
	Mold and mildew resistant
	Dimensionally stable backing
	Ice melt, salt, chlorine and petroleum resistant



construction	Needlepunch loop pile
face style	Omni punch patterned needle felt
face material	Solution dyed UV stabilized ASOTA® polypropylene fibres
backing	Bitumen
thickness	9/16" (14.5 mm)
total weight	5.05 kg/sq. m (1.04 lb/sq. ft)
warranty	5 year



#20 CHARCOAL

size	part code
0.5 m x 0.5 m (1' 7" x 1' 7")	EVTCC5050
CC = Colour number	



Supreme Knob™ Tile



MODULAR HIGH CAPACITY MATTING WITH WEAR RESISTANT TEXTURE, FOR A LONG LASTING APPEARANCE

APPLICATION	Indoor/outdoor
	Heavy traffic
	Spike and skate resistant
	Holds ~7 L (1.85 gal) of water per sq. yd
COMPOSITION	Ramp edges, logos, seaming and borders available
	Permanently anti-static
	Enhanced UV stability
	Mold and mildew resistant
	Dimensionally stable backing
	Ice melt, salt, chlorine and petroleum resistant

construction	Needlepunch loop pile
face style	Berber (hobnail)
face material	Solution dyed UV stabilized ASOTA® polypropylene fibres
backing	Bitumen
thickness	9/16" (14.5 mm)
total weight	5.05 kg/sq. m (1.04 lb/sq. ft)
warranty	3 year




size	part code
0.5 m x 0.5 m (1' 7" x 1' 7")	SNDCC5050
CC = Colour number Sold in full cases only (12 per case)	

Supreme Diagonal Tile



HIGH SOIL CAPACITY AND CRUSH-RESISTANT NEEDLEFELT MODULAR DESIGN; IDEAL FOR CART TRAFFIC

APPLICATION	Indoor/outdoor
	Heavy traffic
	Spike and skate resistant
	Holds ~7 L (1.85 gal) of water per sq. yd
COMPOSITION	Ramp edges, logos, seaming and borders available
	Enhanced UV stability
	Mold and mildew resistant
	Dimensionally stable backing
	Ice melt, salt, chlorine and petroleum resistant




size	part code
0.5 m x 0.5 m (1' 7" x 1' 7")	SDTCC5050
Sold in full cases only (12 per case)	
CC = Colour number	

Chaparral™ Tile

EASY CLEANING DUAL FIBRE CONSTRUCTION

APPLICATION	Medium traffic wiper/scrapper matting
	Excellent slip-resistant surface
	Cut pile for moisture collection
	Blended colours complement almost any décor



face construction	Tufted
face style	Level cut pile
face material	Polyamide (PA6)
face weight	830 g/sq. m (24 oz/sq. yd)
backing	Bitumen
edging	Available
thickness	5/16' (8.0 mm)
total weight	3.91 kg/sq. m (0.80 lb/sq. ft)
warranty	1 year



size	part code
0.5 m x 0.5 m (1' 7" x 1' 7")	CPLCC5050
CC = Colour number	



inquiries@edgewoodgroup.ca
1.800.668.1776

service hub

18120 109 Ave. NW Edmonton, AB T5S 2K2
T : 780.466.2084 F : 780.468.9104

The descriptions in this catalogue are based on information provided and to our knowledge are accurate at the time of printing. There may be some minor variations between the images and the products sold. Specifications subject to change without notice. Errors and omissions excepted. V10624

